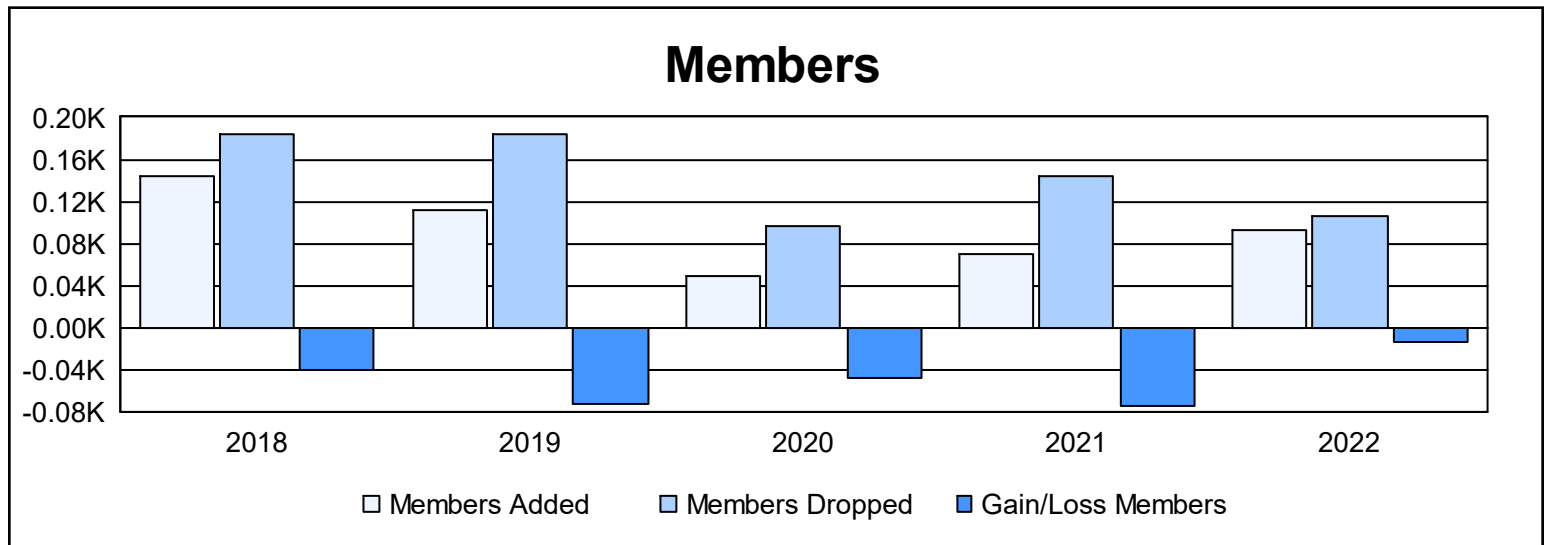
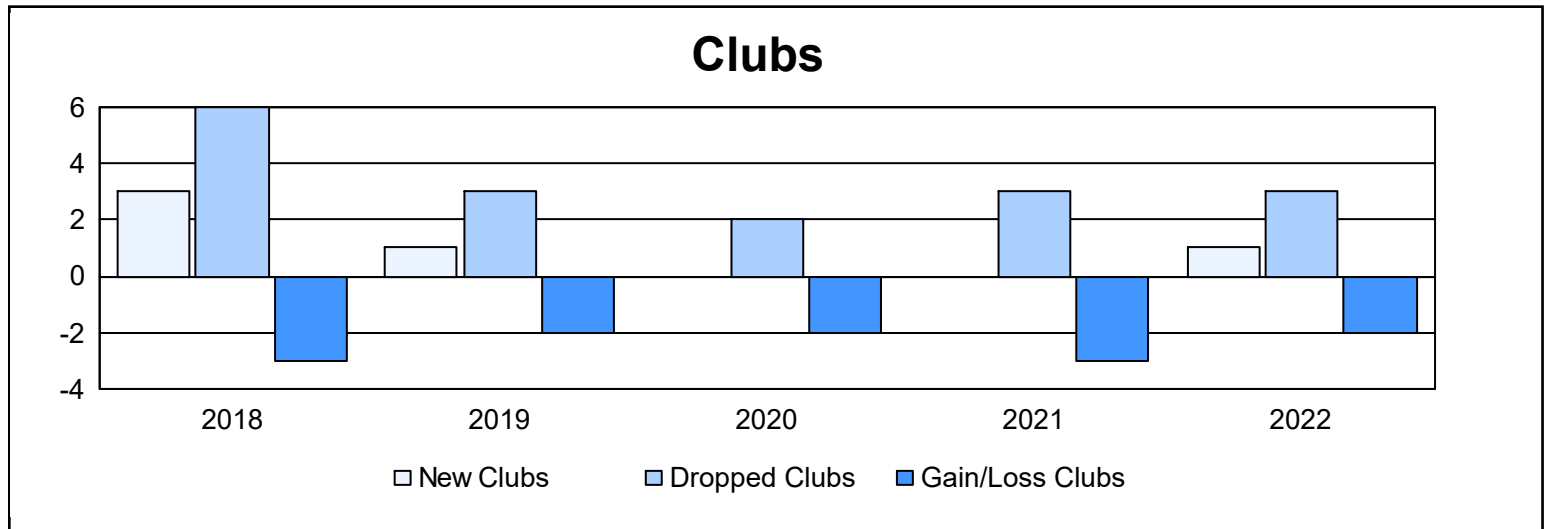
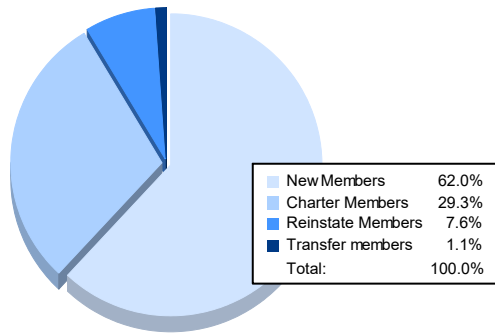


Year	New Clubs	Dropped Clubs	Gain/ Loss Clubs	New Members	Charter Members	Reinstate Members	Transfer Members	Total Member Added	Total Members Dropped	Gain/ Loss Members
2017-2018	3	6	-3	50	77	15	1	143	184	-41
2018-2019	1	3	-2	68	25	11	7	111	183	-72
2019-2020	0	2	-2	36	6	1	5	48	96	-48
2020-2021	0	3	-3	34	6	27	3	70	144	-74
2021-2022	1	3	-2	57	27	7	1	92	105	-13
<b>Average</b>	<b>1</b>	<b>3</b>	<b>-2</b>	<b>49</b>	<b>28</b>	<b>12</b>	<b>3</b>	<b>93</b>	<b>142</b>	<b>-50</b>



### Membership Composition June 2022 Cumulative



### Gender Composition June 2022 Cumulative

